

**Enclosure Mounted
 Input/Output Stations**

- In-Cabinet I/O
- IP 20 Protection
- Ideal for Retrofits
- Automatic Baud Rate Sensing



FDN20-16XSG
FDN20-16S

Electrical

- Operating Current: <75 mA plus applicable I/O currents (from bus power)
- Input Current: <700 mA sum of all inputs
- Output Current: <500 mA per output

Power Distribution

- Inputs: Optionally DeviceNet or Auxiliary power supply as shown in wiring diagram
- Outputs: Optionally DeviceNet or Auxiliary power supply as shown in wiring diagram

Mechanical

- Operating Temperature: -40 to +70°C (-40 to +158°F)
- Protection: IEC IP 20

Material

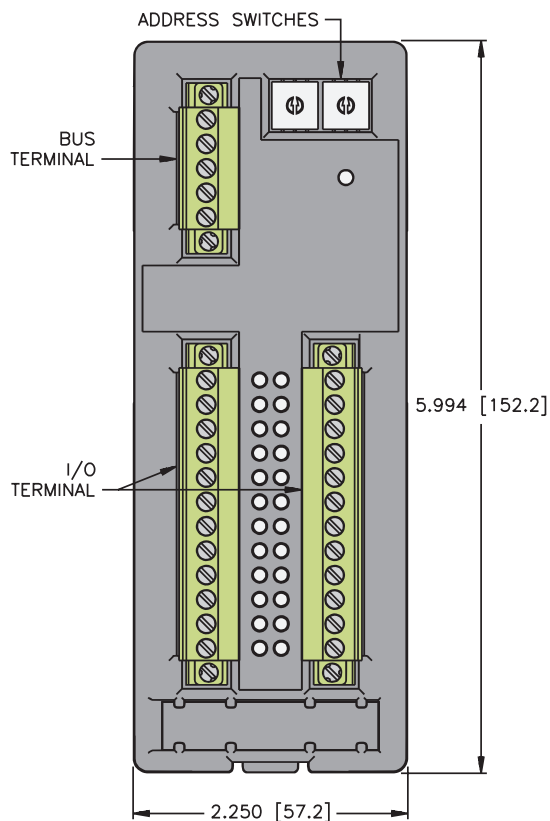
- Housing: Nylon

Diagnostics (Logical)

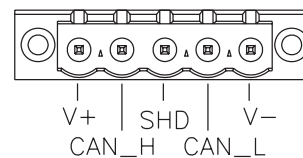
- Open/short-circuit status mapped to DeviceNet I/O table, one bit indicates a fault for all inputs, on bit indicates a fault for all outputs

Diagnostics (Physical)

- LED to indicate status of DeviceNet communication

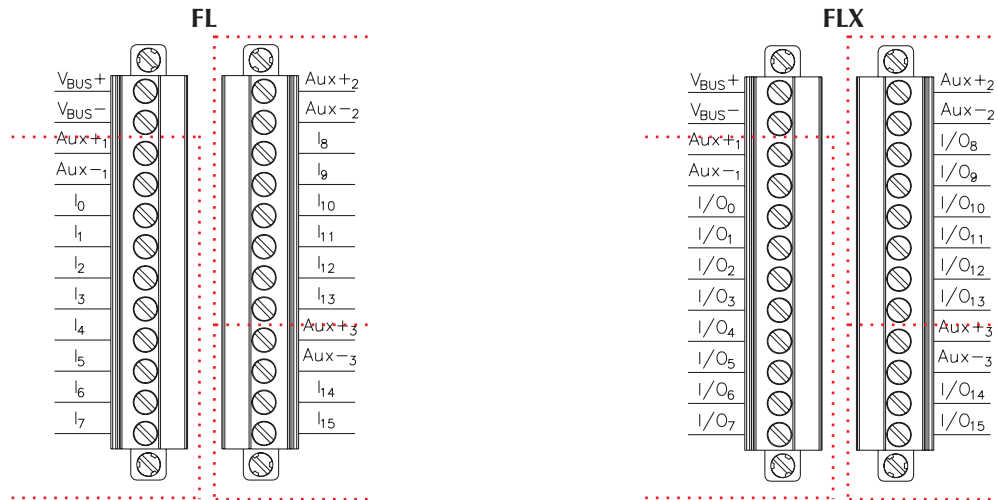


DeviceNet Connector



Part Number	Inputs						Outputs				Data	
	Input Count	Pinout	Sensor Style	Group	Individual	Wire-Break Detection	Output Count	Pinout	Current	Individual	Wire-Break Detection	Data Map
FDN20-16XSG	16	FLX	PNP	X			16	FLX	0.5 A			1
FDN20-16S	16	FL	PNP	X			0					2

Input/Output Connectors



..... Indicates I/O groups which can be powered from separate Aux. Power supplies if desired.

I/O Data Map 1

In	Byte	Bit 7	Bit 6	Bit 5	Bit 4	Bit 3	Bit 2	Bit 1	Bit 0
	0	I-7	I-6	I-5	I-4	I-3	I-2	I-1	I-0
1	I-15	I-14	I-13	I-12	I-11	I-10	I-9	I-8	
2	IGS	OGS	-	-	-	-	-	-	-
Out	0	0-7	0-6	0-5	0-4	0-3	0-2	0-1	0-0
	1	0-15	0-14	0-13	0-12	0-11	0-10	0-9	0-8

I/O Data Map 2

In	Byte	Bit 7	Bit 6	Bit 5	Bit 4	Bit 3	Bit 2	Bit 1	Bit 0
	0	I-7	I-6	I-5	I-4	I-3	I-2	I-1	I-0
1	I-15	I-14	I-13	I-12	I-11	I-10	I-9	I-8	
2	IGS	OGS	-	-	-	-	-	-	-